




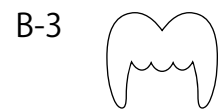
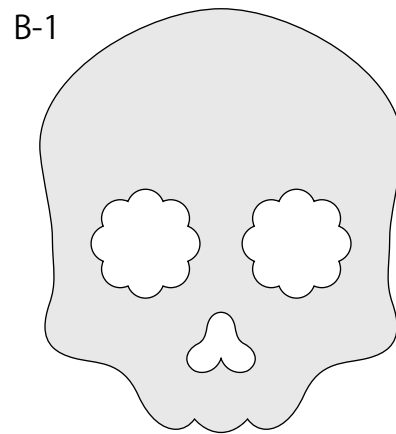
000260. Halloween Photo Props



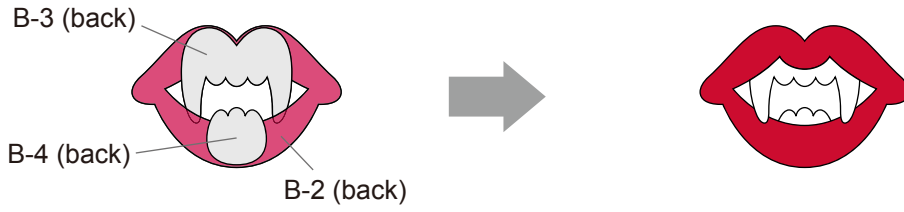
Material

- Paper/Cardstock – 6 kinds
- Paper straws – 6
- Glue or double-sided tape
- Craft adhesive


(1) Cut out parts A through D.



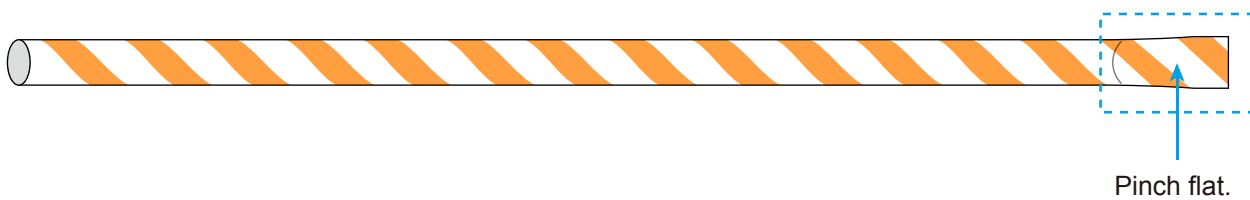
(2) Glue together B-2 through B-4 as shown below.



(3) Glue together D-1 and D-2.



(4) Pinch flat one end of the paper straw as shown below.



(5) With craft adhesive, glue a paper straw prepared in step (4) to each piece, as shown below

